

Anue 5273 Net Tool Optimizer

Performance, Feature, and Usability Evaluation

Premise

Telecommunications service providers face extreme pressure to preserve high network performance while trying to satisfy their users' insatiable appetites for increased network bandwidth. Spikes in network traffic consumption, often associated with social media, video and other multimedia traffic, can present a formidable challenge to service providers.

To meet this challenge, network teams require sophisticated and expensive network analysis gear coupled with a solution that optimizes the use of these network tools.

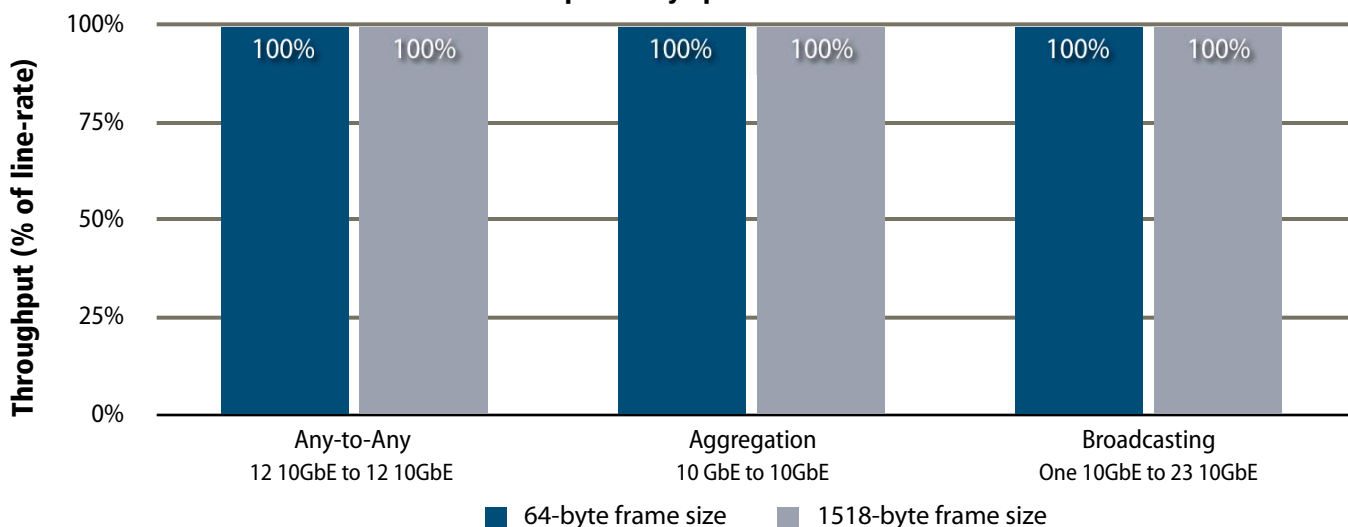
The Anue NTO 5273 aggregates data from multiple visibility points and ensures the delivery of mission critical network traffic to essential monitoring and security tools, giving network operations teams complete visibility into their networks.

Test Highlights

The Anue 5273 Net Tool Optimizer provides:

- 1 Line-rate performance up to 244 Gbps with zero dropped packets when aggregating, multicasting, and filtering network traffic
- 2 Zero-loss performance when aggregating and filtering (Layer 2, 3, and 4) traffic from up to 23 10GbE network ports to a single 10GbE tool port
- 3 100% accuracy in broadcasting overlapping filtered traffic from one network port to multiple tool ports without having to identify overlaps or program complex filter rules
- 4 An intuitive management interface, allowing users to configure and customize filtered streams for diagnosis in a matter of minutes

**Anue 5273 Net Tool Optimizer
Layer 2/3/4 Zero-loss Throughput (%)
as Reported by Spirent AX/4000**



Source: Tolly, December 2010

Figure 1



Executive Summary

Anue Systems, Inc. commissioned Tolly to evaluate the performance and features of the Net Tool Optimizer 5273, a 2U 28-port network visibility system providing up to 24 10GbE and 4 GbE connections that is capable of filtering traffic at layers 2, 3, and 4.

The carrier-class Anue 5273 provides full NEBS Level 3 compliance and helps service providers and enterprise IT teams achieve their network performance goals while still allowing them to keep up with the increased bandwidth demand created by the rapidly growing mobile and video content.

The Net Tool Optimizer (NTO) 5273 delivers 100% accuracy and line-rate performance when filtering, aggregating and broadcasting traffic from SPAN and tap ports to tool ports.

When an Anue NTO is deployed in service provider networks, engineers typically want to ensure that the Anue NTO device itself maintains a high level of service and reliability. With this in mind, the NTO was designed with resiliency including redundant power supplies, fans, and management ports. NEBS Level 3 compliance ensures that the Anue NTO will work in the most rugged environments.

During a network outage, speed is critical to minimize lost revenue and network downtime. The Anue NTO easily fits into the network ecosystem of service provider customers who often rely on their network management systems (NMS) as their source of information. The NMS can be automatically configured to notify the NTO when a specific network scenario occurs, such as a spike in network traffic beyond steady-state data rates on a network line. In this event, the NMS can tell the NTO to multicast traffic from the line to network monitoring tools such as an IDS and a sniffer for further investigation. In many cases, this immediate traffic capture can mean the

difference between catching a potential network outage before it impacts users vs. a complete network stoppage.

Tolly engineers verified that the Anue 5273 delivered zero-loss, line-rate throughput across the two frame sizes tested. See Figure 1.

In addition, engineers benchmarked the latency of the 5273 when passing bursty traffic on both 10GbE and 1GbE links. The architecture of the Anue allows for less than 4 µsec of latency when passing both 64 and 1518 byte packets at 10Gbps. See Table 2.

Anue attributes the performance of the 5273 to the company's proprietary Multi-Stream Switching (MSS) technology, which combines a broad range of connectivity options with powerful packet filtering capabilities, such that each tool port receives only the data it needs.

Anue Systems, Inc.

5273 Net Tool Optimizer

Performance, Feature & Usability Evaluation



Tested December 2010

The Anue 5273 allows multiple tools to share access to any network data and can balance loads among multiple tools. The easy-to-use system aggregates network data from any SPAN port or tap in the data center to a convenient, centralized tool farm.

Anue 5200 Family: Packet-Level Filtering Capabilities

Filter Location	Ingress Port	Dynamic Filter	Egress Port
Filter Options	Admit / Deny	Admit	Admit / Deny
Popular Filter Criterion	L2/L3/L4	L2 / L3 / L4	L2 or L3/L4
	MAC*	MAC*	MAC*
	VLAN	VLAN	VLAN
	Port*	Port*	Port*
	IP Address*	IP Address*	IP Address*
*Filtering by source and/or destination			

Note: The Anue 5200 series supports a maximum of 4,200 active ingress/dynamic/egress filters. The filters at the port level allow users the option drop (deny) traffic which can simplify the filtering process as traffic enters or leaves the system.

Source: Tolly, December 2010

Table 1



Test Results

Throughput

The Anue 5273 delivered 100% line-rate throughput on all Gigabit Ethernet and 10Gigabit Ethernet ports handling layer 2 and layer 3 traffic when tested using the Spirent AX/4000 traffic generator. The AX/4000 was configured to generate 64 and 1518-byte packets with the ports configured in like-speed pairs.

Filtering and Aggregation

As noted previously, the Anue manages traffic at multiple points in the data flow - at the ingress/egress ports as well as internally at the dynamic filter level - thus allowing users to implement and manage complex filters easily through the management GUI.

Tolly engineers verified that the Anue 5273 was able to filter traffic at ingress/egress ports and through its dynamic filter capability. See Table 1 for details.

Port-Level Filtering

The port-level filtering capabilities of the Anue family provide a method for directing traffic at a port level while also filtering the traffic to select only packets with specific characteristics.

Tolly engineers verified that ingress network ports could be mapped to one or more egress tool ports in the following ways: any-to-any, many-to-any and any-to-many.

In the any-to-any combination, Tolly engineers used a system configuration that caused the data received on a given port to be replicated on a single tool port and verified that input and output data were the same.

In the many-to-any combination, Tolly engineers configured the systems so that specific data received on multiple network ports was aggregated on a single tool port and verified that all the traffic streams from

Anue 5273: Average Device Latency with Ingress, Dynamic, and Egress Filtering Active (µsec)

	64 Bytes	512 Bytes	1518 Bytes
10GbE to 10GbE	2.59	2.91	3.67
GbE to GbE	3.6	7.2	15.2

Source: Tolly, December 2010

Table 2

the network ports appeared on the tool port.

In the any-to-many combination, Tolly engineers configured the systems such that specific data received on a single ingress port be replicated on multiple tool ports, and verified that the desired traffic stream was replicated on all the tool ports.

Dynamic Filtering

Dynamic filtering allows users to create custom filters that can select traffic based on combinations defined by the user.

The Anue 5273 provides for easy selection of filtering criteria by layer 2, 3 and 4 protocol fields. Additionally, the "bit-mask" options allow network engineers to select any bits of interest in the packet to use as a basis for filtering.

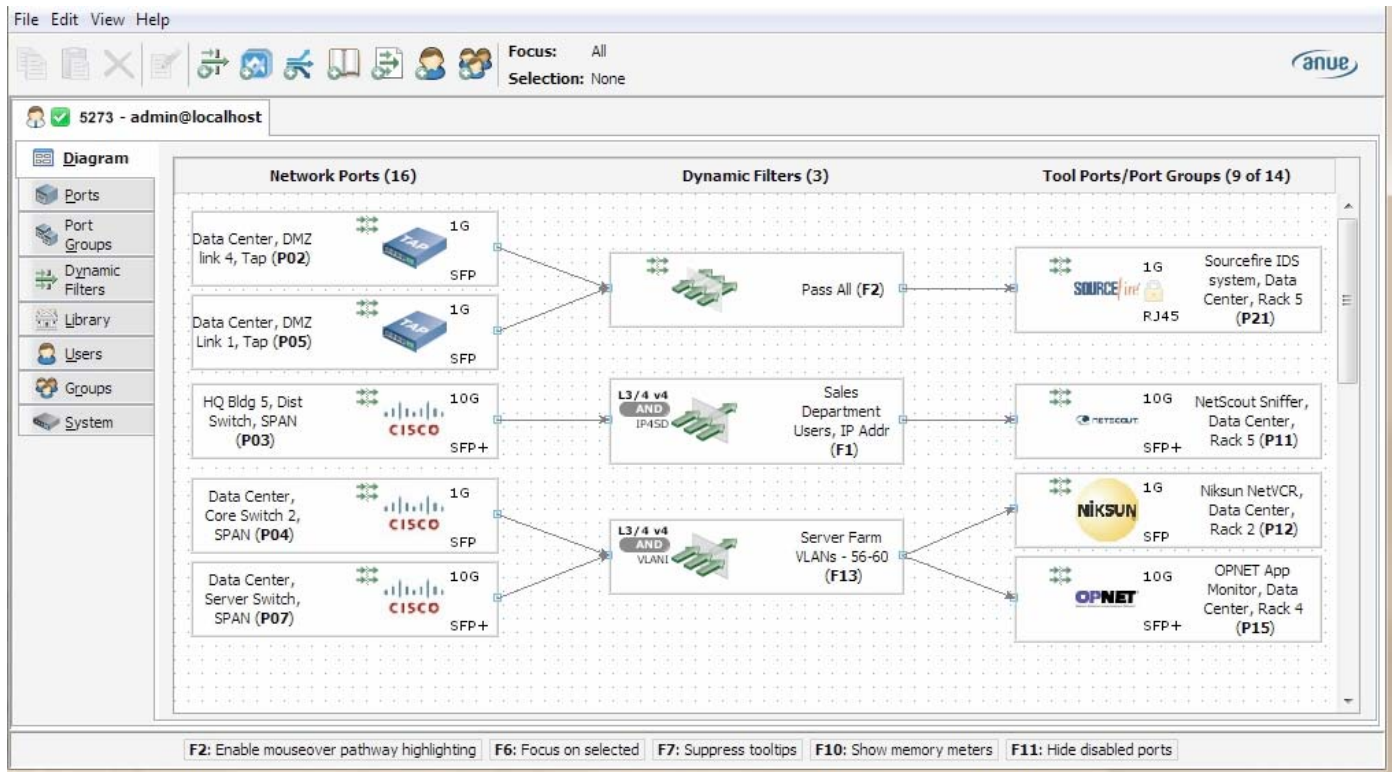
Anue 5273 Layer 2/3/4 Data Filtering

Filter	Expected % of Traffic	Actual % of Traffic received	Filtered packets received (%)
IP address	5	5	100
VLAN	7	7	100
IP protocol	9	9	100
TCP destination port	11	11	100
VLAN + TCP destination	13	13	100
Overlapping rules	15	15	100
Overlapping rules	15	15	100

Source: Tolly, December 2010

Table 3

Anue Net Tool Optimizer 3.x Graphical User Interface



Source: Tolly, December 2010

Figure 2

Overlapping Filter Rules

While a simple, single filter might suffice for certain needs, it is more likely that network engineers will be required to intercept a more refined subset of network traffic. For example, it might be necessary to capture only HTTP traffic on a particular VLAN and, then, direct subsets of that traffic to separate tool ports - one looking at HTTP traffic and the other port looking at traffic on a specific VLAN. Engineers verified that the same traffic on the network port was filtered through overlapping filter rules and appropriately forwarded to the correct tool port as per the filtering criteria.

Filtering Accuracy

As shown in Table 3, the Anue 5273 was able to filter all the traffic accurately as per the

criteria specified in the filtering rule(s) - even in the case of overlapping rules.

Latency

Low latency infrastructure is a necessity when dealing with any time-sensitive information. Tests showed that despite being processed by ingress, dynamic, and egress filters simultaneously, the latency for traffic from one 10GbE port to another 10GbE port was in single digits -- less than 4 μ sec. For traffic from one GbE port to another, the latency ranged from 3.6 to 15.2 μ sec.

Configuration and Management

The Anue 5273 featured a diverse collection of system management tools and features, unified under a single, intuitive interface. See Figure 2.

Tolly engineers verified that the Anue 5273 could be configured and function as a standard IP-based network device by configuring IP addresses, subnet masks and default gateways.

It is important for network devices to be able to report their condition to network management systems. Tolly engineers verified that the Anue 5273 implemented SNMP support and accurately reported state change information via SNMP.

Additionally, engineers confirmed that the Anue 5273 successfully reported log information to a configured Syslog server.

The Anue 5273's graphical control panel provides users a clear view of network port, tool port, and filter settings. The Anue 5273's integration with TACACS+ servers provides user group configuration access. Syslog and

SNMP provide powerful statistics and alarms.

Support for automation scripting allows for proactive monitoring and change control. Likewise, extended statistics and graphing functionality provides increased network visibility.

Ease of Use

The Anue 5273 can be set up quickly providing value to customers in less than 5 minutes. The Anue 5273's graphical control panel provides users a clear view of network port, tool port, and filter settings. This greatly speeds day to day troubleshooting. Additionally, the Anue 5273's powerful statistics, tool pathway views, and alarms provide users with management tools to optimize utilization and coverage of their network tools.

Test Bed Setup

The test bed consisted of three Anue 5273 Net Tool Optimizers connected to a Spirent AX/4000 traffic generator for test traffic generation and validation purposes. (The other Anue devices were used to fan-out traffic to create load for all the ports under test.) All devices were connected to a LAN for management purposes. A PC running Microsoft Windows 7 was connected to the LAN to manage the Anue devices as well as configure the traffic generator using Spirent TestCenter.

Engineers evaluated the Anue 5273 running software version 3.0.3.6, equipped with four GbE ports and 24 10GbE ports.

Test Methodology

Throughput

For this test, the devices were configured as per the test bed diagram, with 12x 10GbE and 2x GbE links on both the ingress and egress. The Spirent AX/4000 was connected to the top 5273 using a single 10GbE link,

which was then copied to all fourteen egress ports, into the DUT. The streams were sent through a pass all filter, sending the traffic to the bottom 5273. Engineers then randomly selected one port to be passed back to the AX/4000, and results were recorded.

The test traffic consisted of unidirectional streams of traffic consisting of frames of 64 and 1518-bytes at 100% line-rate (i.e. at 1 Gbps going to the GbE ports on Anue, and at 10Gbps going to the 10GbE ports on the Anue.) The traffic was generated in such a way that 90% of line-rate traffic had an IP of .90, and 10% was .10, such that engineers could apply a pass filter to .10 to load the GbE links at line-rate.

Filter Criteria

To gauge the effectiveness of the 5273's filters, engineers configured a single stream of traffic from the AX/4000 transmit port

which consisted of varying combinations of different traffic types, Layers 2 through 4. On the Anue 5273, filters were defined which would select and direct the relevant traffic to individual ports. In addition to verifying the traffic capture on the Anue's statistics window, engineers recombined the separated streams using the bottom 5273, and the traffic was then passed back to the traffic generator's receive port as a further validation of the test results.

Latency

The latency was calculated with test traffic consisting of unidirectional streams of Layer 2 traffic consisting of frames of 64 and 1518-bytes at 100% line-rate for each topology tested. Test traffic was directed back to the AX/4000 and was analyzed to verify that 100% of the traffic transmitted initially was received.

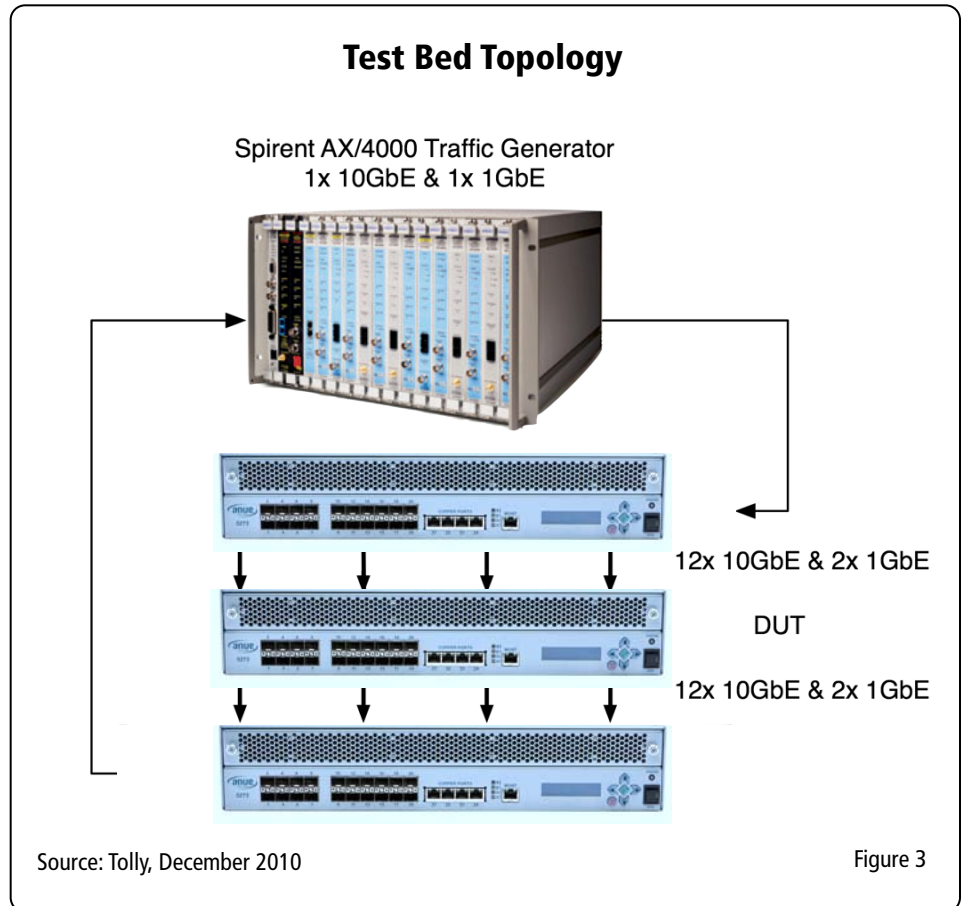


Figure 3



About Tolly

The Tolly companies have been delivering world-class IT services for more than 20 years. Tolly is a leading global provider of third-party validation services for vendors of IT products, components and services. You can reach the company by E-mail at sales@tolly.com, or by telephone at +1 561.391.5610.

Visit Tolly on the Internet at:
<http://www.tolly.com>

For more information contact:

Anue Systems, Inc.
+1 512.600.5400, Ext. 3002
sales@anuesystems.com
www.anuesystems.com



Terms of Usage

This document is provided, free-of-charge, to help you understand whether a given product, technology or service merits additional investigation for your particular needs. Any decision to purchase a product must be based on your own assessment of suitability based on your needs. The document should never be used as a substitute for advice from a qualified IT or business professional. This evaluation was focused on illustrating specific features and/or performance of the product(s) and was conducted under controlled, laboratory conditions. Certain tests may have been tailored to reflect performance under ideal conditions; performance may vary under real-world conditions. Users should run tests based on their own real-world scenarios to validate performance for their own networks.

Reasonable efforts were made to ensure the accuracy of the data contained herein but errors and/or oversights can occur. The test/audit documented herein may also rely on various test tools the accuracy of which is beyond our control. Furthermore, the document relies on certain representations by the sponsor that are beyond our control to verify. Among these is that the software/hardware tested is production or production track and is, or will be, available in equivalent or better form to commercial customers. Accordingly, this document is provided "as is", and Tolly Enterprises, LLC (Tolly) gives no warranty, representation or undertaking, whether express or implied, and accepts no legal responsibility, whether direct or indirect, for the accuracy, completeness, usefulness or suitability of any information contained herein. By reviewing this document, you agree that your use of any information contained herein is at your own risk, and you accept all risks and responsibility for losses, damages, costs and other consequences resulting directly or indirectly from any information or material available on it. Tolly is not responsible for, and you agree to hold Tolly and its related affiliates harmless from any loss, harm, injury or damage resulting from or arising out of your use of or reliance on any of the information provided herein.

Tolly makes no claim as to whether any product or company described herein is suitable for investment. You should obtain your own independent professional advice, whether legal, accounting or otherwise, before proceeding with any investment or project related to any information, products or companies described herein. When foreign translations exist, the English document is considered authoritative. To assure accuracy, only use documents downloaded directly from Tolly.com. No part of any document may be reproduced, in whole or in part, without the specific written permission of Tolly. All trademarks used in the document are owned by their respective owners. You agree not to use any trademark in or as the whole or part of your own trademarks in connection with any activities, products or services which are not ours, or in a manner which may be confusing, misleading or deceptive or in a manner that disparages us or our information, projects or developments.